



EOLEB JAN 15 2015 11:23:32

COUNTY OF ERIE

MARK C. POLONCARZ

COUNTY EXECUTIVE

January 15, 2015

Erie County Legislature
92 Franklin St. – 4th Floor
Buffalo, NY 14202

Dear Honorable Members:

RE: Comm. 12E-34 Compliance Report

In accordance with Comm. 12E-34, please find an update of Child Protective caseloads for the month of December 2014. I plan to appear at the Legislature to discuss this report on Thursday, January 22, 2015.

	December	Change since November
Caseload size at the last day of the Month	3556	(412)
Number of CPS workers assigned at least five case last day of month	126	(2)
Average number of cases per worker	28	(4)
Cases Closed in Month	1087	359
Intake during Month	683	84
Overdue Investigations at the last day of month	2408	(253)
Timely Determinations during month	28	(161)

Thank you.

Sincerely,

Carol Dankert-Maurer
Social Services Commissioner

CDM/bb

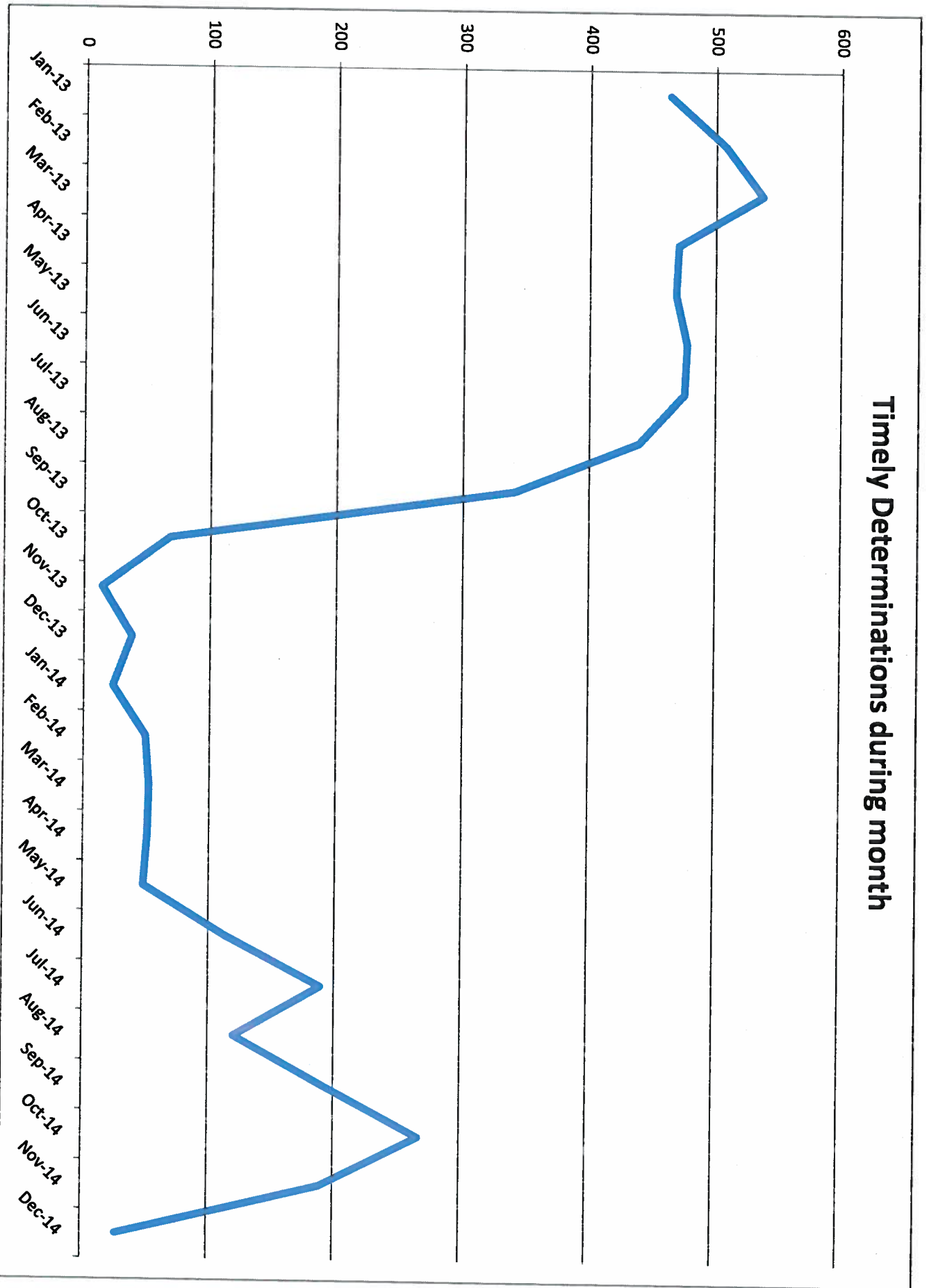
cc: Erie County Executive Mark Poloncarz

	Jan-13	Feb-13	Mar-13	Apr-13	May-13	Jun-13	Jul-13	Aug-13	Sep-13	Oct-13	Nov-13
Caseload size at the last day of the Month	1,265	1,216	1,287	1,372	1,406	1,250	1,034	931	1,234	2,126	2,736
Number of CPS workers assigned at least five case last day of month	84	79	79	82	82	80	74	79	85	89	96
Average number of cases per worker	15	15	16	17	17	16	14	12	15	24	29
Cases Closed in Month	877	769	805	748	801	891	863	755	504	68	143
Intake during Month	1,076	860	1,024	1,068	1,028	898	902	808	1,004	1,186	925
Overdue Investigations at the last day of month	140	121	118	149	218	190	158	90	115	433	1,034
Timely Determinations during month	463	507	537	470	468	477	475	439	341	68	14

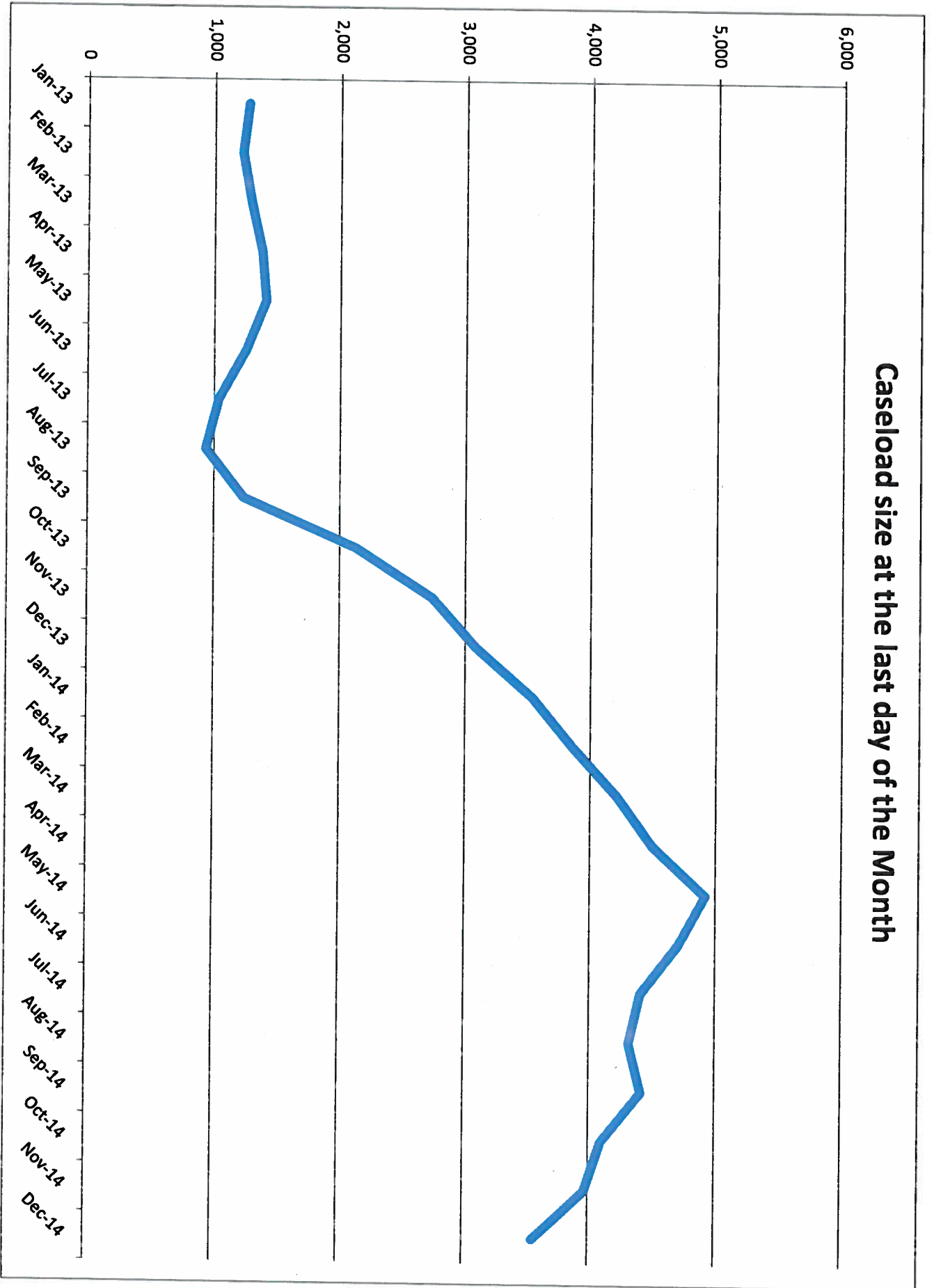
	Dec-13	Jan-14	Feb-14	Mar-14	Apr-14	May-14	Jun-14	Jul-14	Aug-14	Sep-14	Oct-14
Caseload size at the last day of the Month	3,085	3,534	3,857	4,215	4,496	4,918	4,705	4,405	4,315	4,414	4,099
Number of CPS workers assigned at least five case last day of month	97	98	99	96	96	96	99	100	113	145	129
Average number of cases per worker	32	36	39	44	47	51	48	44	44	30	32
Cases Closed in Month	431	360	487	510	529	437	1,070	998	742	724	1,165
Intake during Month	983	1,076	1,002	1,083	997	1,054	1,074	839	703	876	914
Overdue Investigations at the last day of month	1,590	1,983	2,255	2,526	2,871	3,296	3,112	2,942	3,138	3,066	2,673
Timely Determinations during month	38	23	49	52	51	48	113	189	120	192	267

	Nov-14	Dec-14
Caseload size at the last day of the Month	3,968	3,556
Number of CPS workers assigned at least five case last day of month	128	126
Average number of cases per worker	32	28
Cases Closed in Month	728	1,087
Intake during Month	599	683
Overdue Investigations at the last day of month	2,661	2,408
Timely Determinations during month	189	28

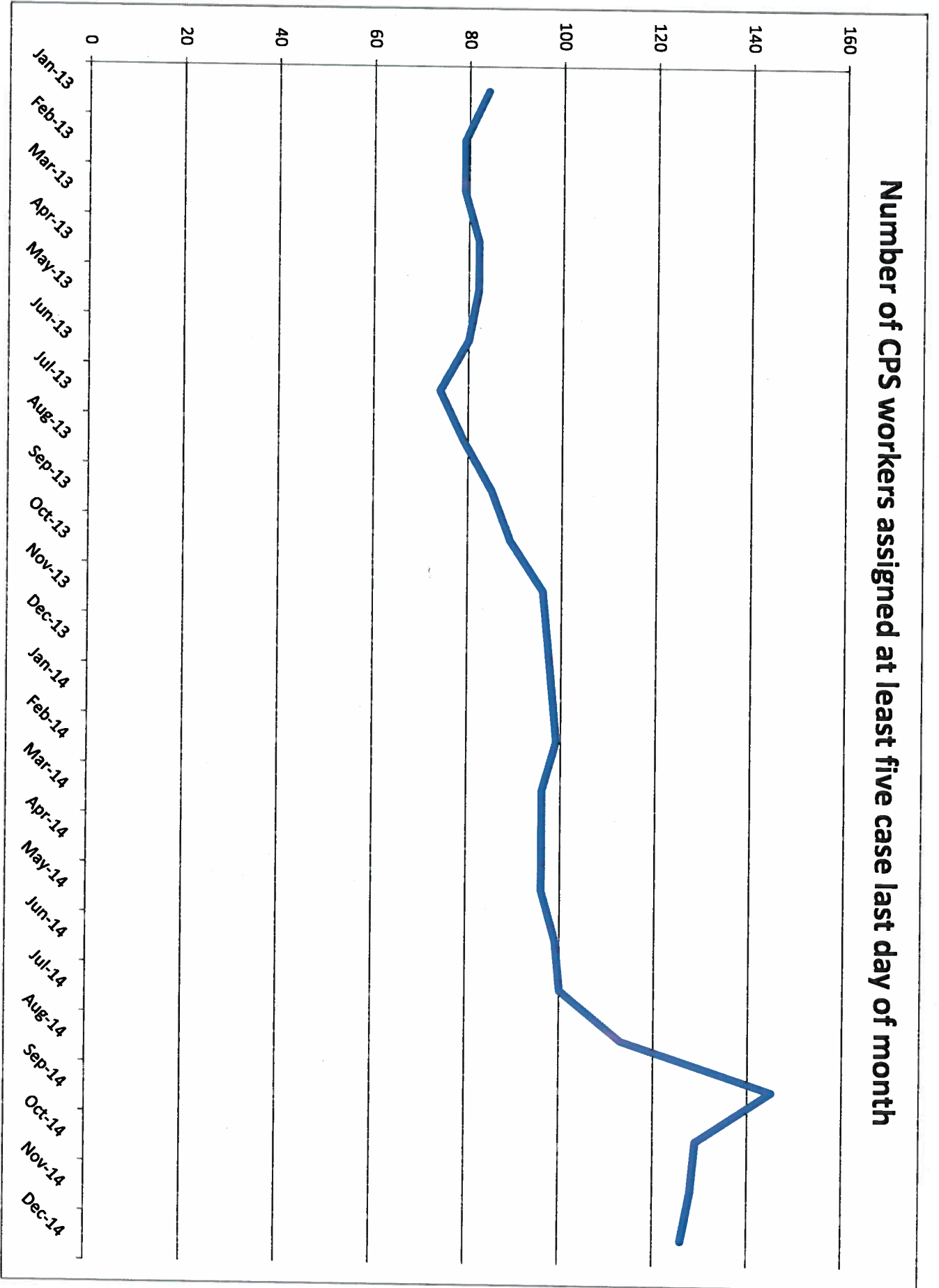
Timely Determinations during month



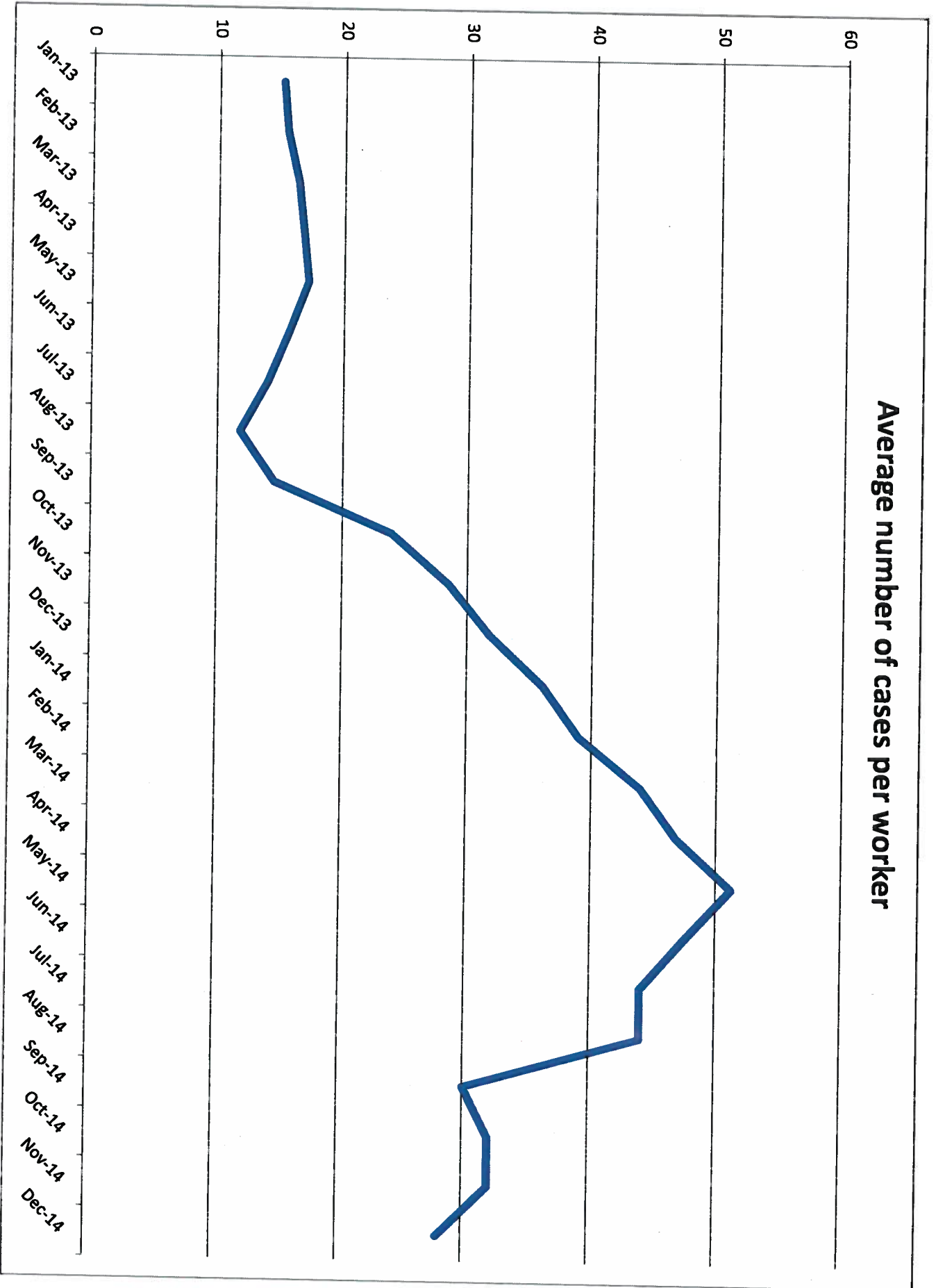
Caseload size at the last day of the Month



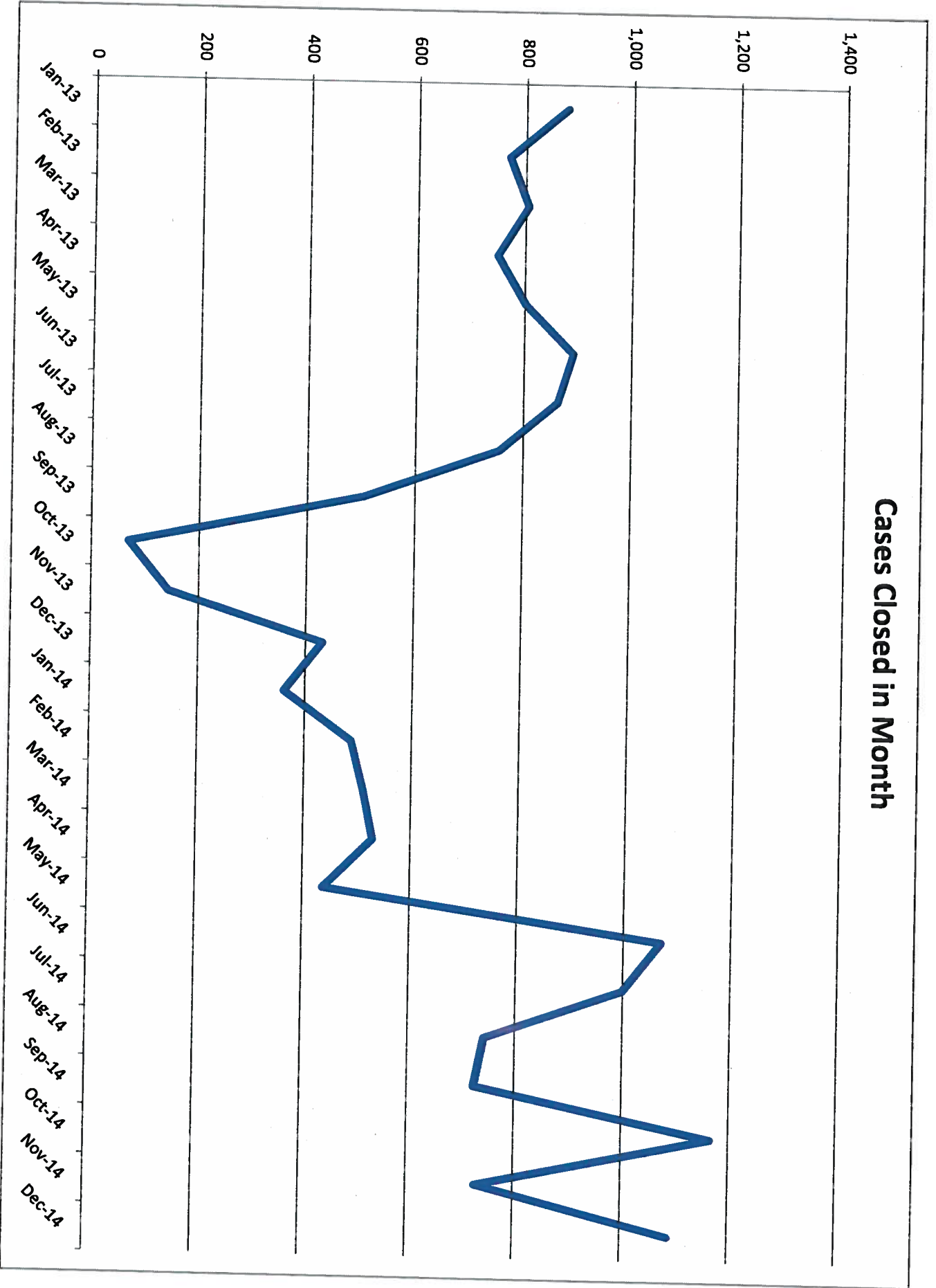
Number of CPS workers assigned at least five case last day of month



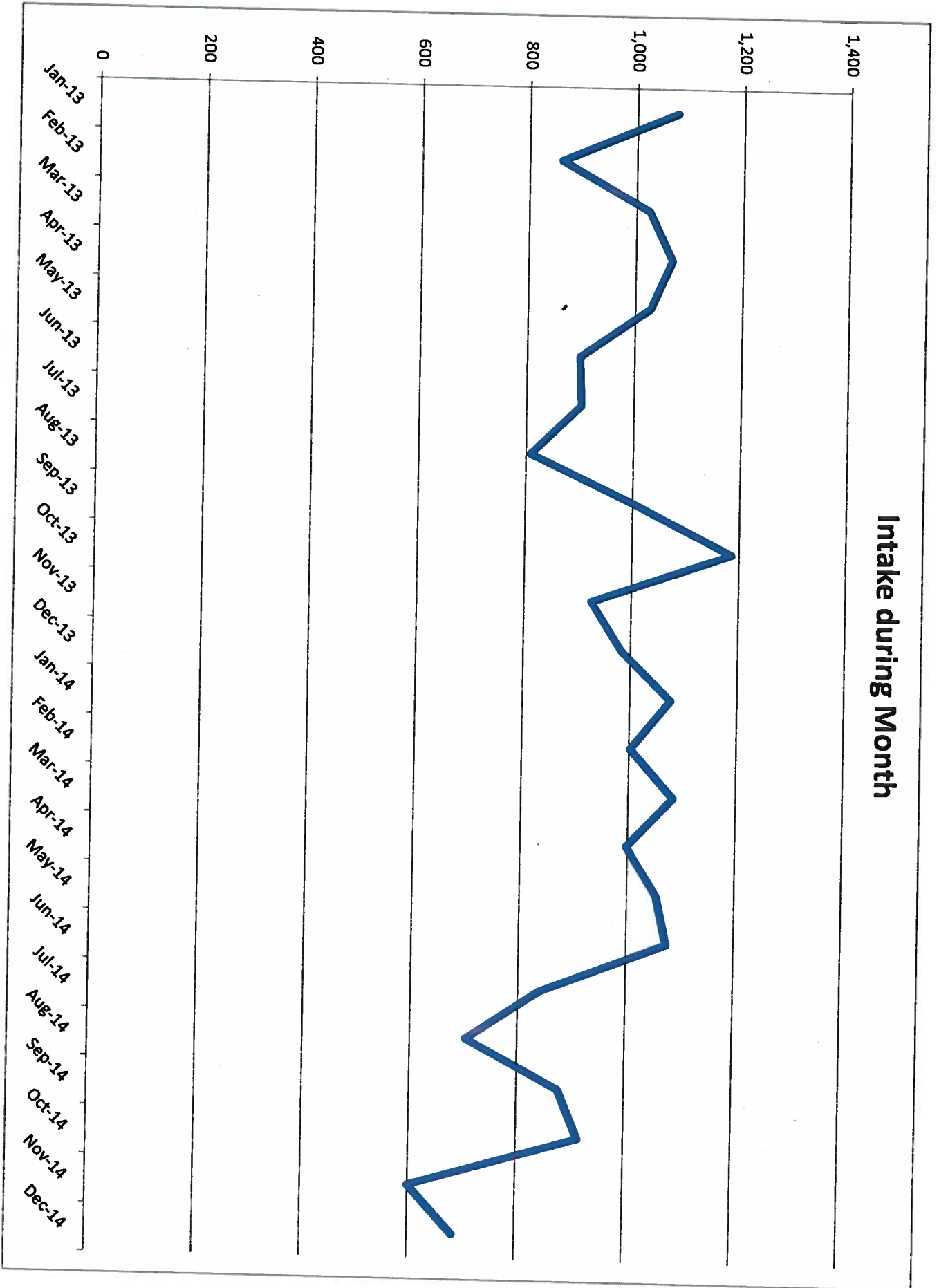
Average number of cases per worker



Cases Closed in Month



Intake during Month



Overdue Investigations at the last day of month

