



ERIE COUNTY DEPARTMENT OF SOCIAL SERVICES MEMORANDUM

FROM: Brian Bray, Special Assistant to the DSS Commissioner
TO: Erie County Legislature
CC: Marie Cannon, Social Services Commissioner
RE: CPS Statistical Report – May 2018
DATE: June 5, 2018

Please find the CPS Statistical Report for April 2018.

	May	Change since April
Caseload size at the last day of the Month	2,213	219
Number of CPS workers assigned at least five case last day of month	101	5
Average number of cases per worker	21.91	1.14
Cases Closed in Month	793	(192)
Intake during Month	940	33
Overdue Investigations at the last day of month	643	144
Timely Determinations during month	330	(62)

Thank you.

	Jan-13	Feb-13	Mar-13	Apr-13	May-13	Jun-13	Jul-13	Aug-13	Sep-13	Oct-13	Nov-13
Caseload size at the last day of the Month	1,265	1,216	1,287	1,372	1,406	1,250	1,034	931	1,234	2,126	2,736
Number of CPS workers assigned at least five case last day of month	84	79	79	82	82	80	74	79	85	89	96
Average number of cases per worker	15	15	16	17	17	16	14	12	15	24	29
Cases Closed in Month	877	769	805	748	801	891	863	755	504	68	143
Intake during Month	1,076	860	1,024	1,068	1,028	898	902	808	1,004	1,186	925
Overdue Investigations at the last day of month	177	148	170	198	257	205	169	104	126	438	1,079
Timely Determinations during month	609	531	591	547	535	566	572	488	362	41	33

	Dec-13	Jan-14	Feb-14	Mar-14	Apr-14	May-14	Jun-14	Jul-14	Aug-14	Sep-14	Oct-14
Caseload size at the last day of the Month	3,085	3,534	3,857	4,215	4,496	4,918	4,705	4,405	4,315	4,414	4,099
Number of CPS workers assigned at least five case last day of month	97	98	99	96	96	96	99	100	113	145	129
Average number of cases per worker	32	36	39	44	47	51	48	44	44	30	32
Cases Closed in Month	431	360	487	510	529	437	1,070	998	742	724	1,165
Intake during Month	983	1,076	1,002	1,083	997	1,054	1,074	839	703	876	914
Overdue Investigations at the last day of month	1,634	2,031	2,272	2,553	2,883	3,333	3,147	2,978	3,073	2,933	2,526
Timely Determinations during month	83	47	58	77	78	75	169	184	158	136	265

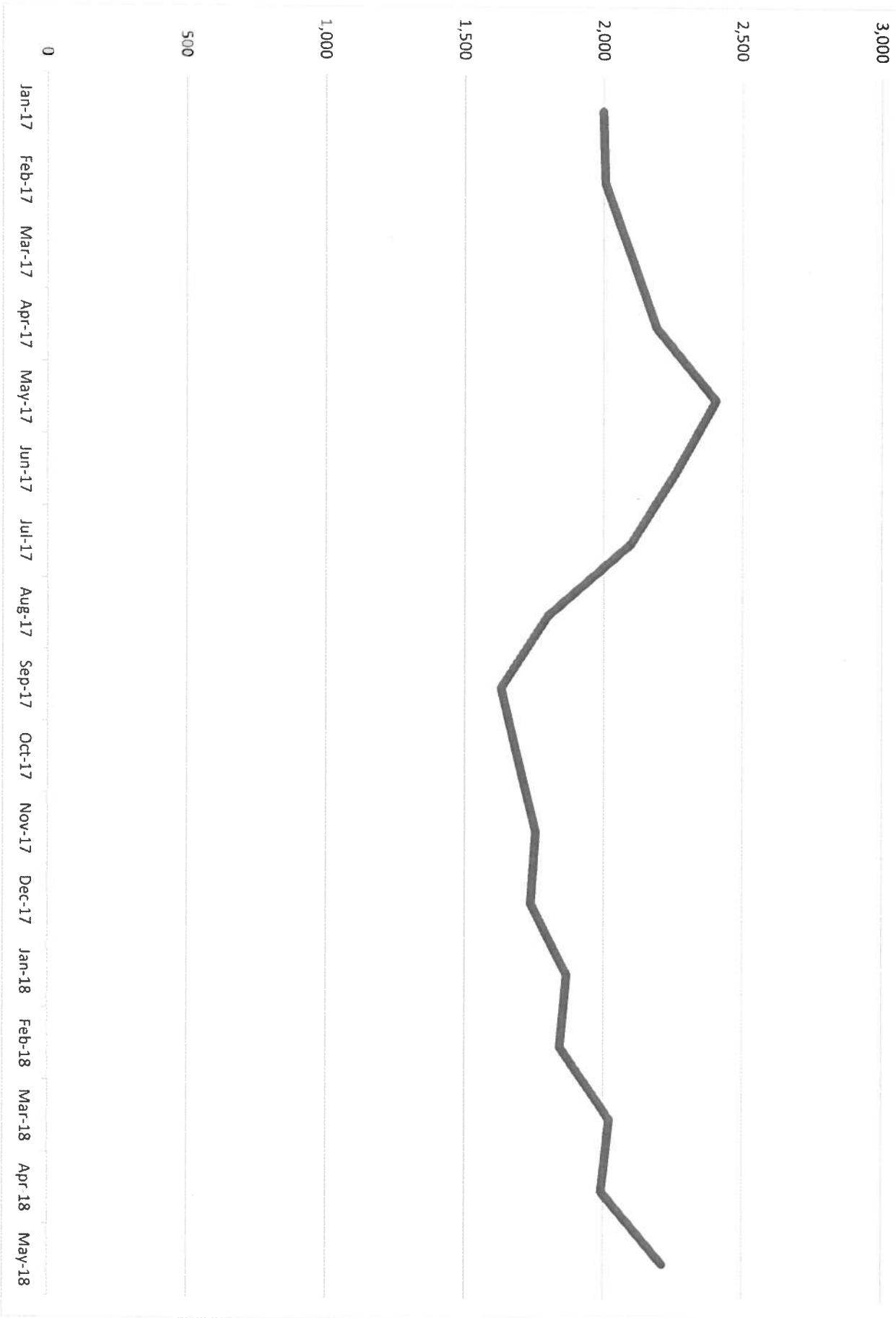
	Nov-14	Dec-14	Jan-15	Feb-15	Mar-15	Apr-15	May-15	Jun-15	Jul-15	Aug-15	Sep-15
Caseload size at the last day of the Month	3,968	3,556	3,378	3,188	3,132	2,866	3,006	2,892	2,704	2,432	2,483
Number of CPS workers assigned at least five case last day of month	128	126	124	112	110	114	110	110	112	107	113
Average number of cases per worker	32	28	27	28	28	25	27	27	24	23	22
Cases Closed in Month	728	1,087	923	761	875	833	815	935	882	891	732
Intake during Month	599	683	728	730	909	809	988	858	694	621	782
Overdue Investigations at the last day of month	2,508	2,204	1,959	1,800	1,667	1,532	1,574	1,470	1,473	1,380	1,273
Timely Determinations during month	142	187	207	201	272	275	273	373	296	267	227

	Oct-15	Nov-15	Dec-15	Jan-16	Feb-16	Mar-16	Apr-16	May-16	Jun-16	Jul-16	Aug-16
Caseload size at the last day of the Month	2,538	2,551	2,439	2,401	2,224	2,056	1,985	2,013	1,878	1,731	1,577
Number of CPS workers assigned at least five case last day of month	112	110	108	108	109	110	105	107	110	108	108
Average number of cases per worker	22	23	23	22	20	19	19	19	17	16	15
Cases Closed in Month	755	739	880	811	881	978	929	841	919	808	876
Intake during Month	819	763	774	776	704	811	857	873	794	662	721
Overdue Investigations at the last day of month	1,214	1,244	1,189	1,196	1,073	891	747	670	646	637	562
Timely Determinations during month	293	288	339	310	366	400	412	399	479	399	438

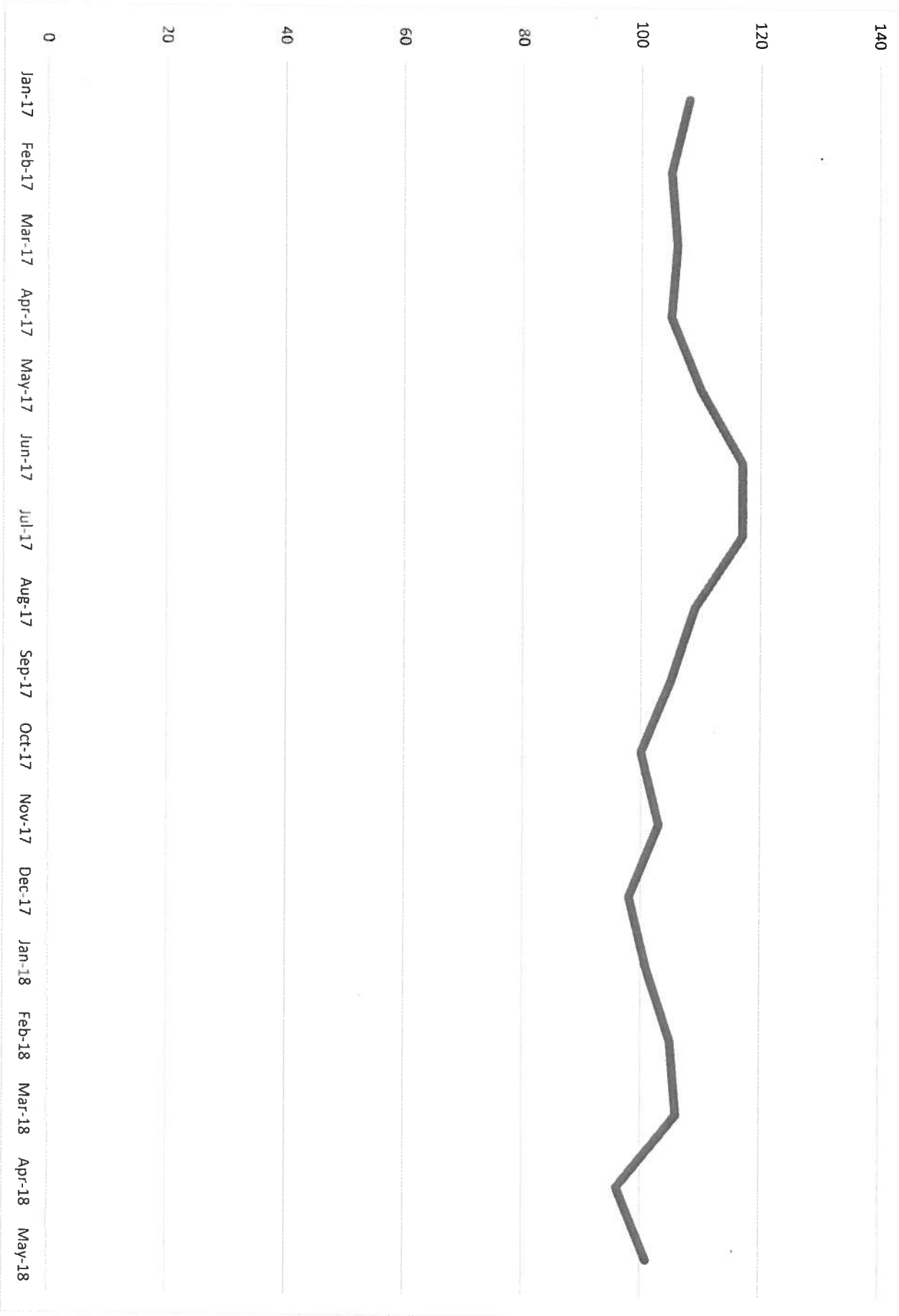
	Sep-16	Oct-16	Nov-16	Dec-16	Jan-17	Feb-17	Mar-17	Apr-17	May-17	Jun-17	Jul-17
Caseload size at the last day of the Month	1,600	1,601	1,806	1,900	1,999	2,007	2,099	2,191	2,404	2,261	2,098
Number of CPS workers assigned at least five case last day of month	104	102	105	105	108	105	106	105	110	117	117
Average number of cases per worker	15	16	17	18	19	19	20	21	22	19	18
Cases Closed in Month	721	776	586	694	760	762	803	693	745	958	837
Intake during Month	750	780	791	804	872	778	904	807	990	848	718
Overdue Investigations at the last day of month	515	436	502	556	659	654	689	780	877	812	881
Timely Determinations during month	376	420	310	318	344	362	411	306	299	364	315

	Aug-17	Sep-17	Oct-17	Nov-17	Dec-17	Jan-18	Feb-18	Mar-18	Apr-18	May-18
Caseload size at the last day of the Month	1,800	1,632	1,693	1,757	1,740	1,869	1,845	2,023	1,994	2,213
Number of CPS workers assigned at least five case last day of month	109	105	100	103	98	101	105	106	96	101
Average number of cases per worker	17	16	17	17	18	19	18	19	21	22
Cases Closed in Month	1,031	928	833	672	777	810	790	791	895	703
Intake during Month	743	780	898	783	763	932	768	1,004	907	940
Overdue Investigations at the last day of month	679	412	334	378	463	476	451	515	499	643
Timely Determinations during month	343	293	338	286	289	325	337	372	392	330

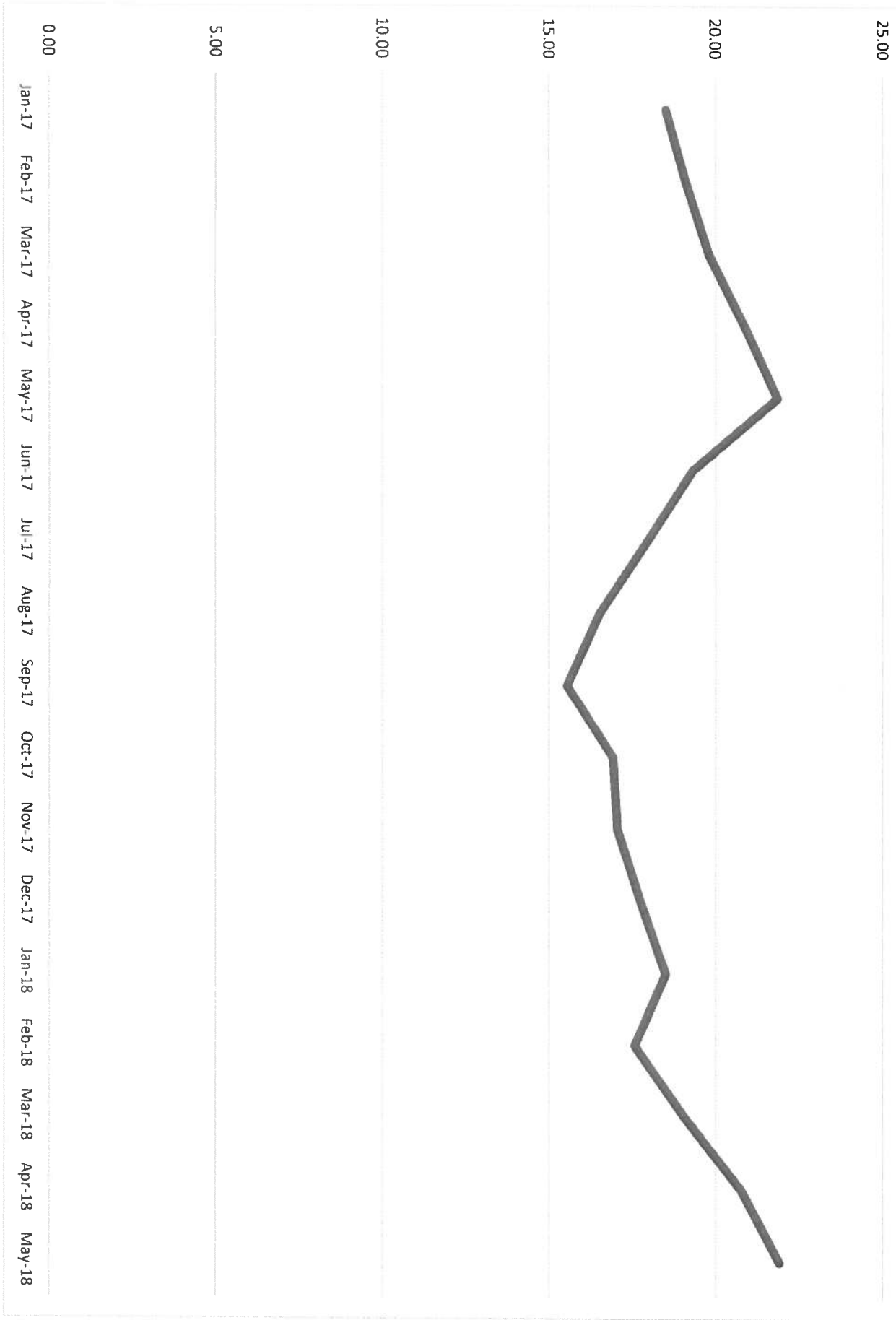
Caseload size at the last day of the Month



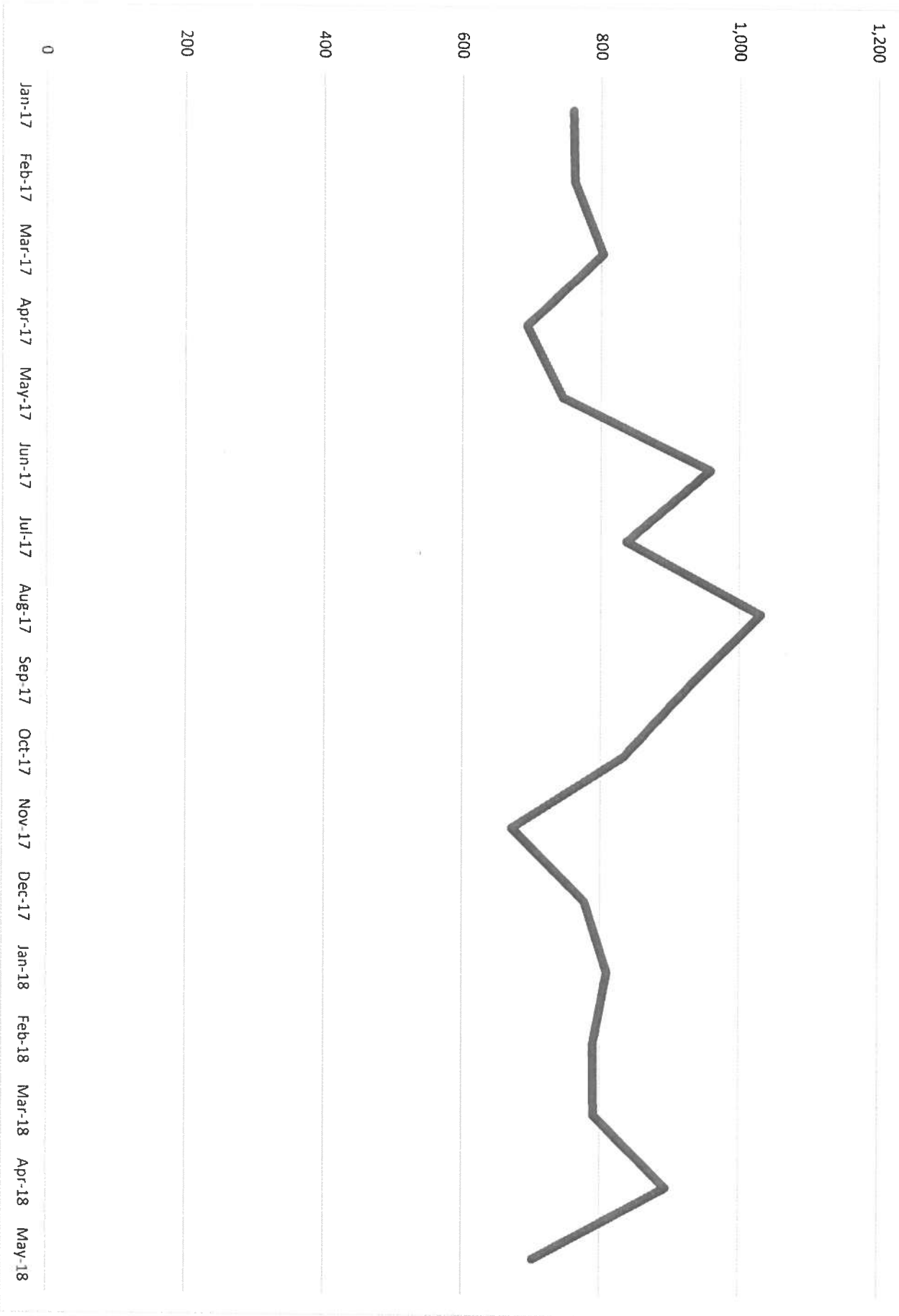
Number of CPS workers assigned at least five case last day of month



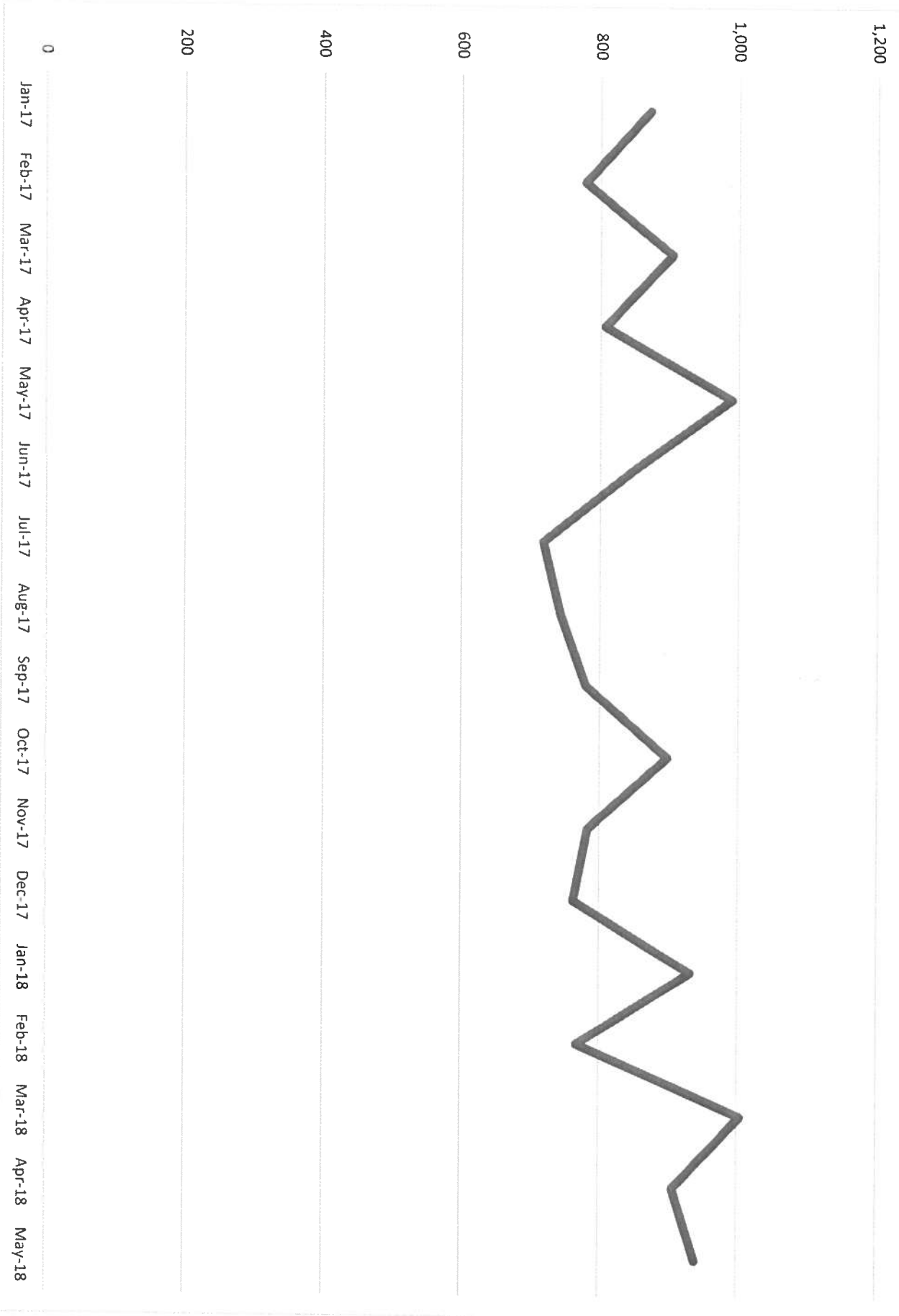
Average number of cases per worker



Cases Closed in Month



Intake during Month



Overdue Investigations at the last day of month



Timely Determinations during month

