



ERIE COUNTY DEPARTMENT OF SOCIAL SERVICES MEMORANDUM

FROM: Brian Bray, Special Assistant to the DSS Commissioner
TO: Erie County Legislature
CC: Marie Cannon, Social Services Commissioner
RE: CPS Statistical Report – January 2019
DATE: February 6, 2019

Please find the CPS Statistical Report for January 2019.

	January	Change since December
Caseload size at the last day of the Month	2,218	39
Number of CPS workers assigned at least five case last day of month	100	7
Average number of cases per worker	22.18	-1.25
Cases Closed in Month	765	18
Intake during Month	830	53
Overdue Investigations at the last day of month	894	69
Timely Determinations during month	285	27

Thank you.

Caseclosed size at the last day of the Month	Jan-13	1,265	Feb-13	1,216	Mar-13	1,287	Apr-13	1,372	May-13	1,406	Jun-13	1,250	Jul-13	1,034	Aug-13	931	Sep-13	1,234	Oct-13	2,126	Nov-13	2,736
Number of CPS workers assigned at least five case last day of month	84	79	79	82	82	80	80	74	79	85	89	89	89	89	85	89	89	89	89	89	89	96
Average number of cases per worker	15	15	16	17	17	16	17	14	12	15	14	12	12	12	12	12	15	15	24	24	29	
Cases Closed in Month	877	769	805	748	801	891	863	755	504	68	143	143	925	1,076	860	1,024	1,068	1,028	898	902	808	808
Intake during Month	1,076	860	1,024	1,068	1,028	898	902	808	1,004	1,186	925	925	1,079	1,177	148	170	198	257	205	169	104	126
Overdue Investigations at the last day of month	177	148	170	198	257	205	169	104	126	438	1,079	1,079	1,079	1,079	1,079	1,079	1,079	1,079	1,079	1,079	1,079	1,079
Timely Determinations during month	609	531	591	547	535	566	572	488	362	41	33	33	33	33	33	33	33	33	33	33	33	33

Caseclosed size at the last day of the Month	Dec-13	3,085	Jan-14	3,534	Feb-14	3,857	Mar-14	4,215	Apr-14	4,496	May-14	4,918	Jun-14	4,705	Jul-14	4,405	Aug-14	4,315	Sep-14	4,414	Oct-14	4,099
Number of CPS workers assigned at least five case last day of month	97	98	99	96	96	96	96	99	100	113	145	129	129	129	129	129	129	129	129	129	129	129
Average number of cases per worker	32	36	39	44	47	51	48	44	44	44	44	44	44	44	44	44	44	44	44	44	44	32
Cases Closed in Month	431	360	487	510	529	437	1,070	998	742	724	1,165	914	914	914	914	914	914	914	914	914	914	914
Intake during Month	983	1,076	1,002	1,083	997	1,054	1,074	839	703	876	914	914	914	914	914	914	914	914	914	914	914	914
Overdue Investigations at the last day of month	1,634	2,031	2,272	2,553	2,883	3,333	3,147	2,978	3,073	2,933	2,933	2,933	2,933	2,933	2,933	2,933	2,933	2,933	2,933	2,933	2,933	2,526
Timely Determinations during month	83	47	58	77	78	75	169	184	158	136	265	265	265	265	265	265	265	265	265	265	265	265

Caseclosed size at the last day of the Month	Nov-14	3,968	Dec-14	3,556	Jan-15	3,378	Feb-15	3,188	Mar-15	3,132	Apr-15	2,866	May-15	3,006	Jun-15	2,892	Jul-15	2,704	Aug-15	2,432	Sep-15	2,483
Number of CPS workers assigned at least five case last day of month	128	126	124	112	110	114	110	110	110	110	110	110	110	110	110	110	112	107	107	107	113	113
Average number of cases per worker	32	28	27	28	28	25	27	27	27	27	27	27	27	27	27	27	24	23	23	22	22	22
Cases Closed in Month	728	1,087	923	761	875	833	815	935	882	891	732	732	732	732	732	732	732	732	732	732	732	732
Intake during Month	599	683	728	730	909	809	988	858	694	621	782	782	782	782	782	782	782	782	782	782	782	782
Overdue Investigations at the last day of month	2,508	2,204	1,959	1,800	1,667	1,532	1,574	1,470	1,473	1,380	1,273	1,273	1,273	1,273	1,273	1,273	1,273	1,273	1,273	1,273	1,273	1,273
Timely Determinations during month	142	187	207	201	272	275	273	373	296	267	227	227	227	227	227	227	227	227	227	227	227	227

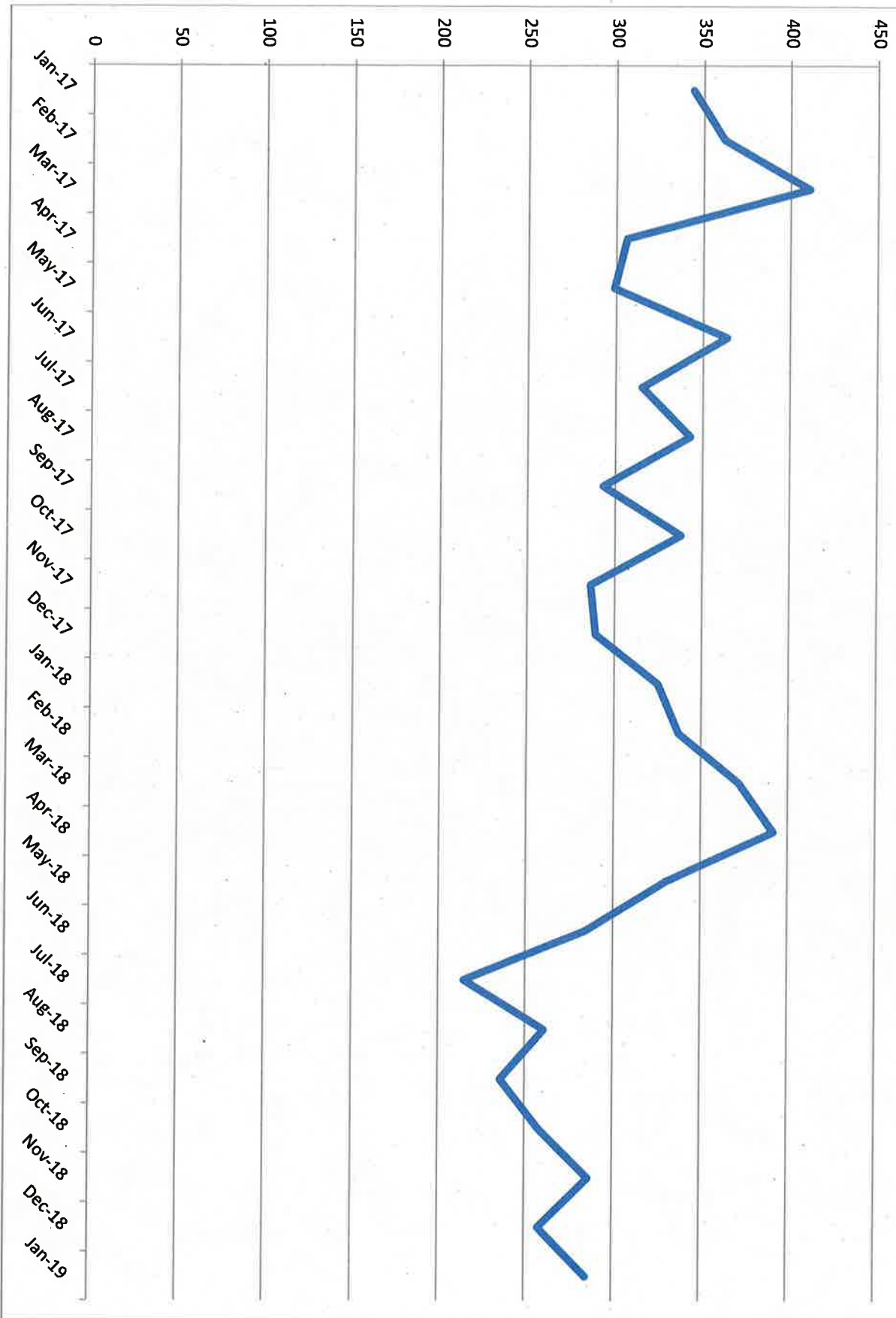
Caseload size at the last day of the Month	Oct-15	Nov-15	Dec-15	Jan-16	Feb-16	Mar-16	Apr-16	May-16	Jun-16	Jul-16	Aug-16
Number of CPS workers assigned at least five case last day of month	2,538	2,551	2,439	2,401	2,224	2,056	1,985	2,013	1,878	1,731	1,577
Average number of cases per worker	112	110	108	108	109	110	105	107	110	108	108
Cases Closed in Month	22	23	23	22	20	19	19	19	17	16	15
Intake during Month	755	739	880	811	881	978	929	841	919	808	876
Overdue Investigations at the last day of month	819	763	774	776	704	811	857	873	794	662	721
Timely Determinations during month	1,214	1,244	1,189	1,196	1,073	891	747	670	646	637	562
Timely Determinations during month	293	288	339	310	366	400	412	399	479	399	438

Caseload size at the last day of the Month	Sep-16	Oct-16	Nov-16	Dec-16	Jan-17	Feb-17	Mar-17	Apr-17	May-17	Jun-17	Jul-17
Number of CPS workers assigned at least five case last day of month	1,600	1,601	1,806	1,900	1,999	2,007	2,099	2,191	2,404	2,261	2,098
Average number of cases per worker	104	102	105	105	108	105	106	105	110	117	117
Cases Closed in Month	15	16	17	18	19	19	20	21	22	19	18
Intake during Month	721	776	586	694	760	762	803	693	745	958	837
Overdue Investigations at the last day of month	750	780	791	804	872	778	904	807	990	848	718
Timely Determinations during month	515	436	502	556	659	654	689	780	877	812	881
Timely Determinations during month	376	420	310	318	344	362	411	306	299	364	315

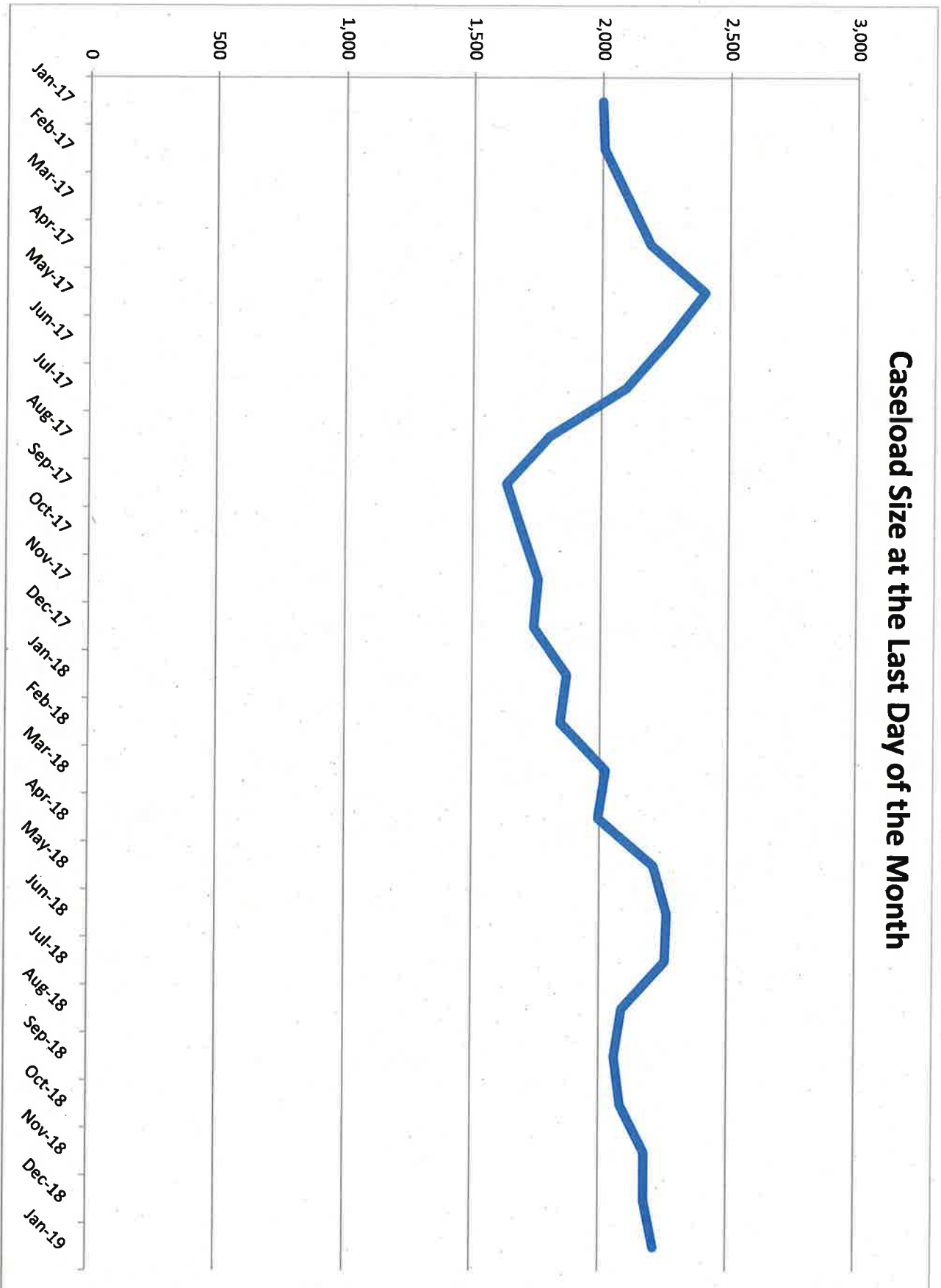
Caseload size at the last day of the Month	Aug-17	Sep-17	Oct-17	Nov-17	Dec-17	Jan-18	Feb-18	Mar-18	Apr-18	May-18	Jun-18
Number of CPS workers assigned at least five case last day of month	1,800	1,632	1,693	1,757	1,740	1,869	1,845	2,023	1,994	2,213	2,265
Average number of cases per worker	109	105	100	103	98	101	105	106	96	101	104
Cases Closed in Month	17	16	17	17	18	19	18	19	21	22	22
Intake during Month	1,031	928	833	672	777	810	790	791	895	703	753
Overdue Investigations at the last day of month	743	780	898	783	763	932	768	1,004	907	940	822
Timely Determinations during month	679	412	334	378	463	476	451	515	499	643	791
Timely Determinations during month	343	293	338	286	289	325	337	372	392	330	284

	Jul-18	Aug-18	Sep-18	Oct-18	Nov-18	Dec-18	Jan-19				
Caseload size at the last day of the Month	2,259	2,090	2,061	2,085	2,180	2,179	2,218				
Number of CPS workers assigned at least five case last day of month	105	100	103	107	95	93	100				
Average number of cases per worker	22	21	20	19	23	23	22				
Cases Closed In Month	730	846	753	795	719	747	765				
Intake during Month	756	722	744	875	834	777	830				
Overdue Investigations at the last day of month	928	907	841	752	774	825	894				
Timely Determinations during month	215	261	236	258	286	258	285				

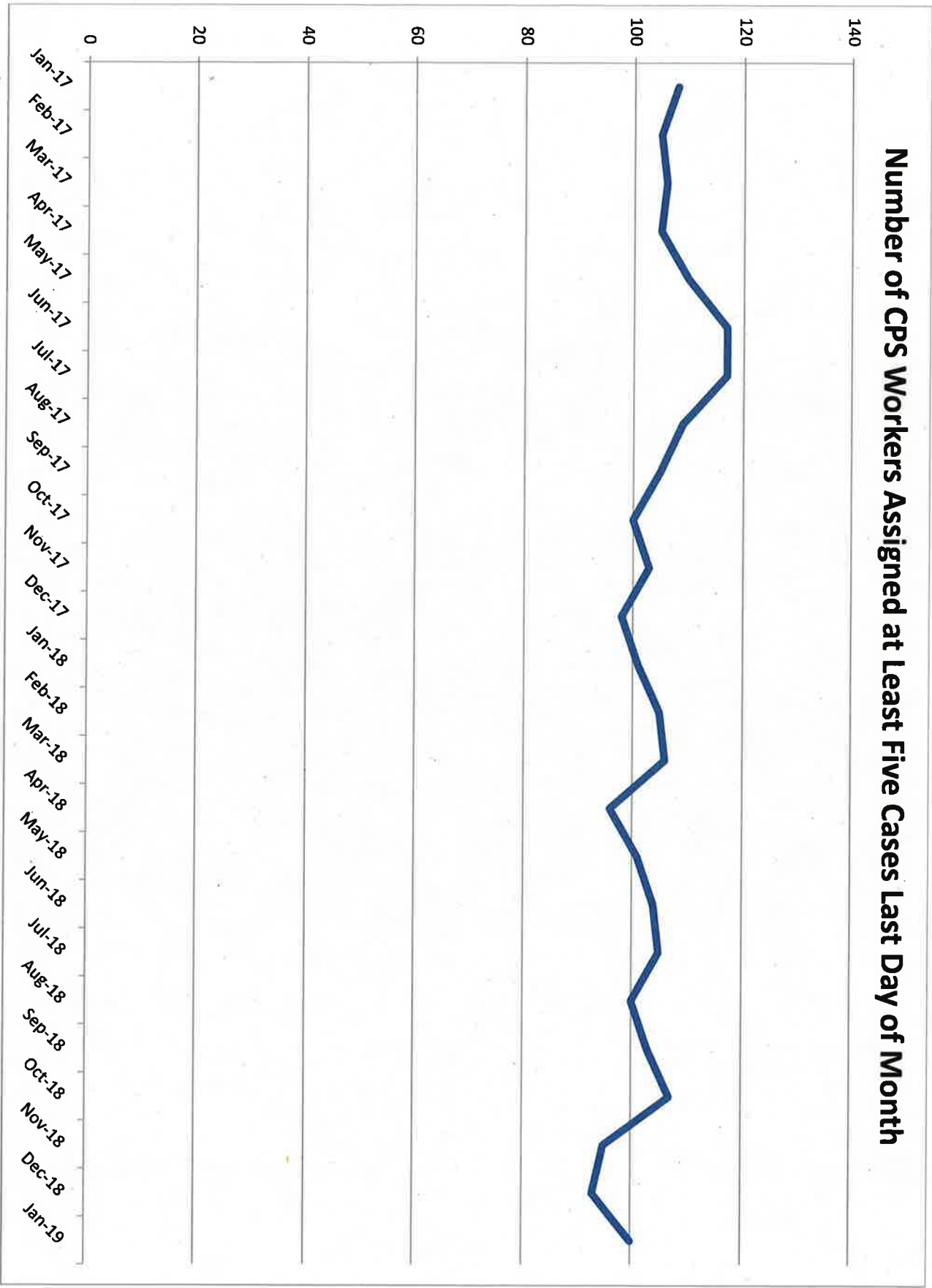
Timely Determinations During month



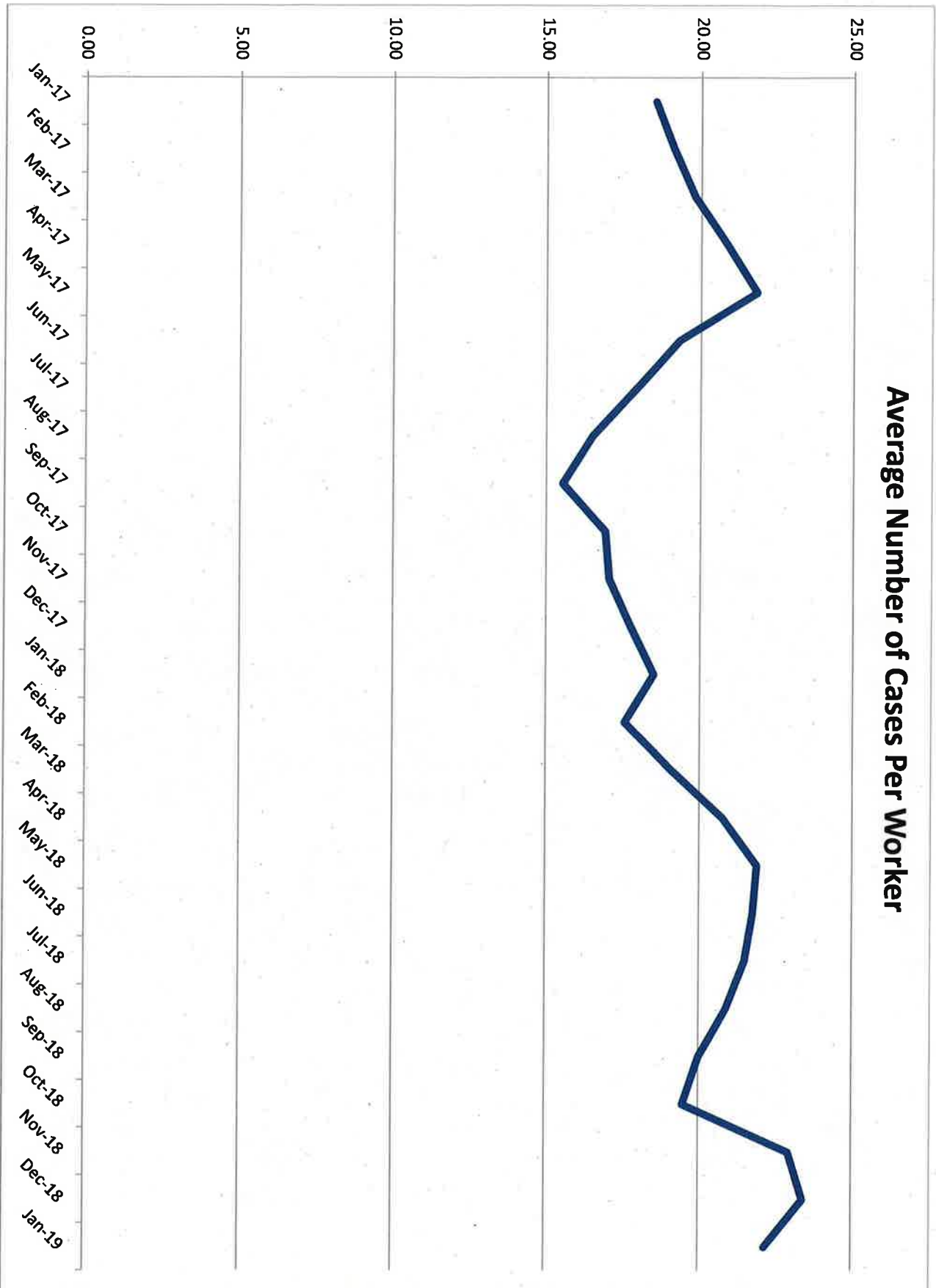
Caseload Size at the Last Day of the Month



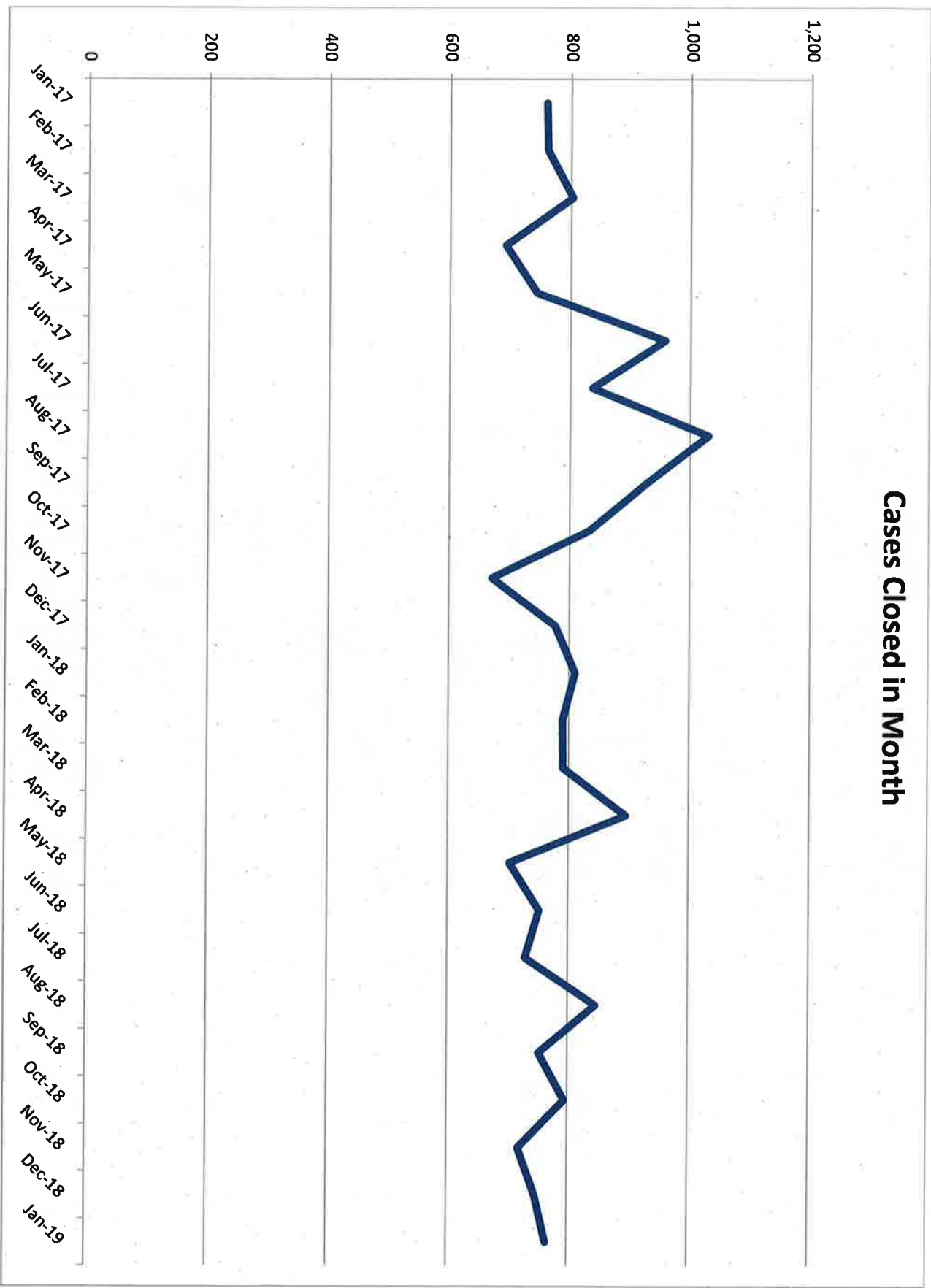
Number of CPS Workers Assigned at Least Five Cases Last Day of Month



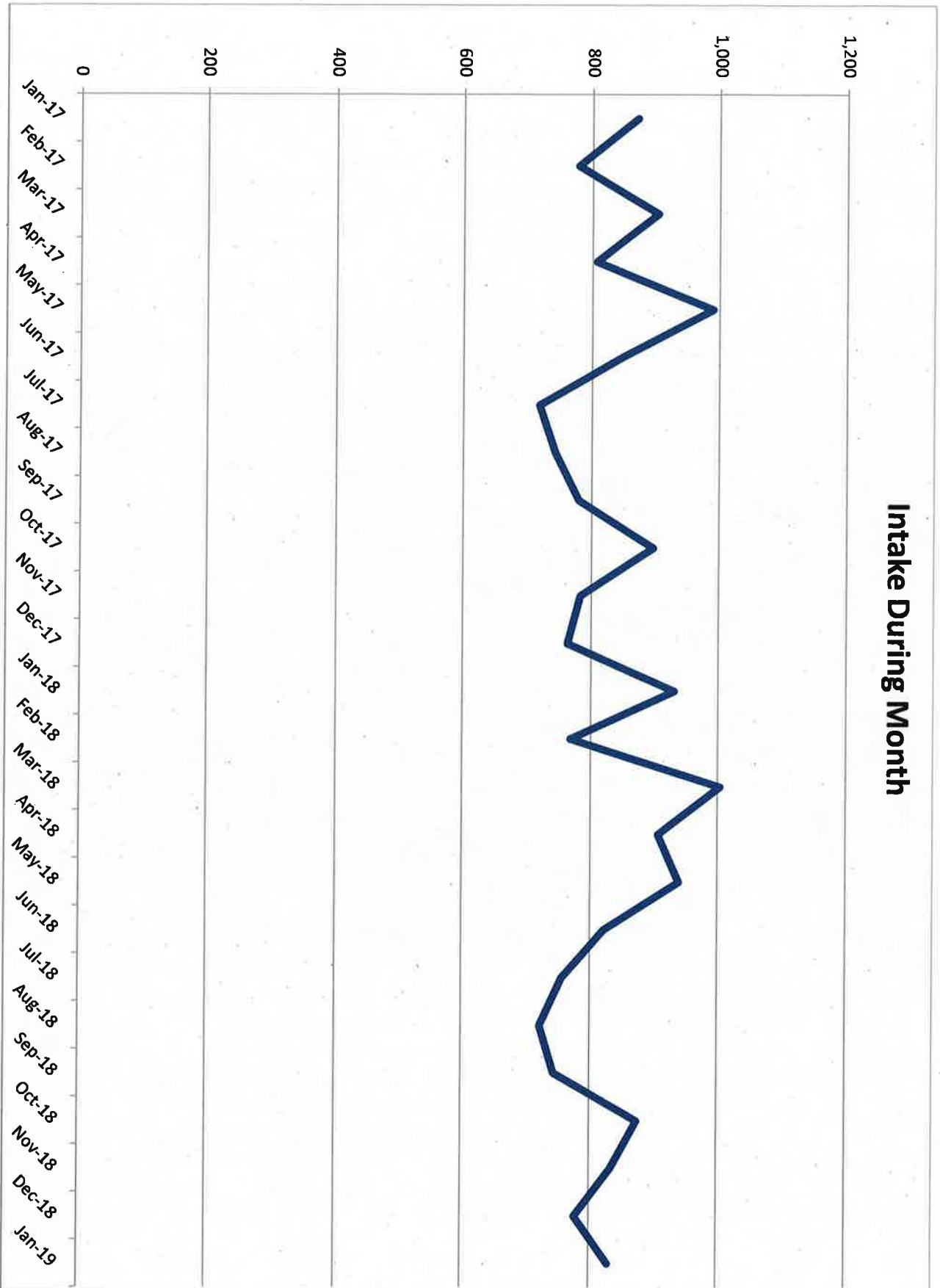
Average Number of Cases Per Worker



Cases Closed in Month



Intake During Month



Overdue Investigations at the Last Day of Month

